

## Household Hazardous Waste

We are pleased to announce the opportunity to properly dispose of harmful household chemicals just got easier.

Buchanan County Household Hazardous Waste Collection and Storage  
51 SE Houseman Street (Old MoDot Building)– Faucett, MO

**Hours of operation – 1<sup>st</sup> & 3<sup>rd</sup> Saturdays 8 am – Noon**  
**2017 Schedule Remaining Schedule**

September 2 & 16    October 7 & 21

**Materials accepted            Only small quantities of items associated with residential homes.**

- Enamel paint (combustible, flammable paints) **NO LATEX – Disposal information below.**
- Varnishes, strippers, paint remover, adhesives
- Lawn and garden sprays, pesticides, bug killer
- Aerosol cans and fluorescent bulbs
- Batteries, antifreeze and brake fluid – **Additional battery information below.**

### **Not accepted**

- Latex paint – **See proper disposal information listed below.**
- Motor oil
- No commercial or bulk waste
- No explosives or ammunition
- No infectious waste (medical) or prescription drugs
- No pressurized cylinders

The County has the right to refuse service, even if not listed. **No business waste accepted.**

### **How to Safely Dispose of Latex Paint**

To safely dispose of latex paint in the trash it must be dried out. Here's how:

1. Add equal parts clay kitty litter to latex paint in the can (one part paint to one part kitty litter). If you have more than a half a can, you can also pour the paint into a lined cardboard box then pour in cat litter.
2. Stir the cat litter into the paint until it has an oatmeal-like consistency that will not spill out.
3. Allow the paint and cat litter mixture to sit for one hour.
4. Throw the dried paint in the can in the trash with the lid off.

Instead of cat litter, you can use a commercial paint hardener. Follow the instructions on the label. For very small amounts, you can paint on cardboard or newspaper and discard the newspaper/cardboard in the trash when dry. (From <http://www.hazwastehelp.org>)

If you have latex paint in cans that are less than 5 years old and rust-free they can be donated to support Habitat for Humanity at the *ReStore*; Google Habitat for Humanity to find the most convenient store. Oil-based paint is hazardous and must be disposed of at one of the household hazardous waste collections.

### **How to Safely Dispose of Household Alkaline Batteries**

Alkaline batteries are composed primarily of common metals—steel, zinc, and manganese—and do not pose a health or environmental risk during normal use or disposal. Due to concerns about mercury in the municipal solid waste stream, the added mercury has been eliminated from alkaline battery manufacturing.

Alkaline batteries can be safely disposed of with normal household waste. Never dispose of batteries in

ive batteries into contact with one another, creating safety risks. (from <http://www.Duracell.com/>) The safest thing to do is to discard the used batteries in the trash when they are taken out of a device to put in new batteries.



## Area Recycling Programs

current – ongoing

Accepted Materials: Glass Food & Drink Containers, Plastics #1-7, Aluminum & Tin Cans, Cardboard, Newspaper, Magazines, and Catalogs

**NEW** - Styrofoam can now be recycled through many area programs, **check your local program for acceptability.**

Call Region D Recycling & Waste Management at 816-393-5250 or visit the website at [www.regiondrecycling.com](http://www.regiondrecycling.com) to receive information on accepted material guidelines.

**Andrew County Drop-Off Recycling Center** – located at 11<sup>th</sup> & Davis in Savannah.

**Andrew County Rotating Community Recycling Trailer** –visits 4 communities per month.

1<sup>st</sup> Saturday of every month

8:00 - 9:00 Fillmore Water Plant

9:30-10:30 Helena, Main Street

11:00-Noon Cosby, Main Street

12:30-1:30 Avenue City, Oil & Grocery

**Cameron Weekly Curbside Recycling** – call City Hall at 632-2177 for a collection schedule.

**Clinco Drop-Off Recycling Center** – 1205 W Grand – Cameron, MO



**Clinton County Mobile Recycling Trailer** – visits 6 communities per month.

1<sup>st</sup> Saturday

9:00-10:00 Lily, General Store

10:30-11:30 Holt, Fire Station

Noon-1:00 Osborn, United Co-op

2<sup>nd</sup> Saturday

9:00-10:00 Trimble, Post Office

10:30-11:30 Hemple, General Store

Noon-1:00 Perrin, Walter West

**Country Club Village Curbside Recycling** – Call 232-4621 for a recycling bin & pick-up schedule.

**DeKalb County Drop-Off Recycling Center** – 601 E Hwy 6 (Behind June Conley Building)

**Gower Curbside Recycling** – Call City Hall 424-6617 for a recycling bin and collection schedule.

**Lathrop Drop-Off Recycling Center** – located behind the Fire Station.

**Maysville Curbside Recycling** – Call City Hall 449-2185 for a recycling bin & collection schedule.

**Plattsburg Curbside Recycling** – Call City Hall 539-2148 for a recycling bin & collection schedule.

**Savannah Curbside Recycling** – Call City Hall 324-3315 for a recycling bin & collection schedule

**Stewartsville Curbside Recycling** – Call City Hall 669-3278 for a recycling bin & pick-up schedule.




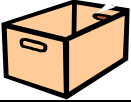

**Stewartsville Drop-Off Recycling Center** – located south end of Main Street.

**City of St Joseph Drop-Off Recycling Center** – 3405 S Belt Hwy. Call 232-4401 for hours of operation.



**Follow these easy steps to recycle.  
Accepted Materials, Preparation and Not Accepted as listed below.**

**Materials accepted can vary from community to community. Check your local recycling programs for specifics on materials accepted.**

<b>Materials</b>	<b>Accepted</b>	<b>How To Prepare</b>	<b>Not Accepted</b>
Glass 	Only food and beverage jars and bottles. Brown, green or clear	Rinse. Remove lid. Label may stay on. Please do not break.	Window glass, Pyrex, light bulbs, dishes, ceramics or mirrors.
Plastic 	Milk, water and juice jugs, any color soda bottles, soap & detergent bottles. <b>All #1 through #7</b> in the triangle on the bottom Ok.	Rinse. Remove lids. Labels may stay on. Flatten to save space.	Flowerpots or motor oil containers
Aluminum & Tin Cans 	Aluminum cans and steel cans	Rinse. Flatten to save space.	Aluminum foil, construction material or demolition material
Cardboard 	Corrugated cardboard and food boxes,	Flatten. Remove tape, staples and string from shipping cartons	Wet cardboard.
Newspapers Magazines & Catalogs 	All clean, dry newsprint, including inserts. All magazines and catalogs, including phonebooks.	Keep dry. Stack in brown paper or plastic bags; also can be tied together.	Wet, dirty or sun bleached paper.
<b>New</b> – Styrofoam	Meat trays, egg cartons, packing material, cups, plates	Bag together	Dirty containers

**NOTE – PLASTIC BAGS WILL NO LONGER BE ACCEPTED FOR RECYCLING**

**REMEMBER TO EMPTY AND RINSE BEFORE RECYCLING**

**PLEASE DO NOT DEPOSIT HOUSEHOLD TRASH INTO COLLECTION CONTAINERS.**

Depositing trash contaminates the recyclables, is very costly, and can be dangerous to collectors and processors. Thank you for your cooperation.

Contact Region D Recycling & Waste Management at 816-393-5250 or email [regiond@stjoewireless.com](mailto:regiond@stjoewireless.com) or visit the website at [www.regiondrecycling.com](http://www.regiondrecycling.com)

Printed on Recycled Paper

Project funded by

